

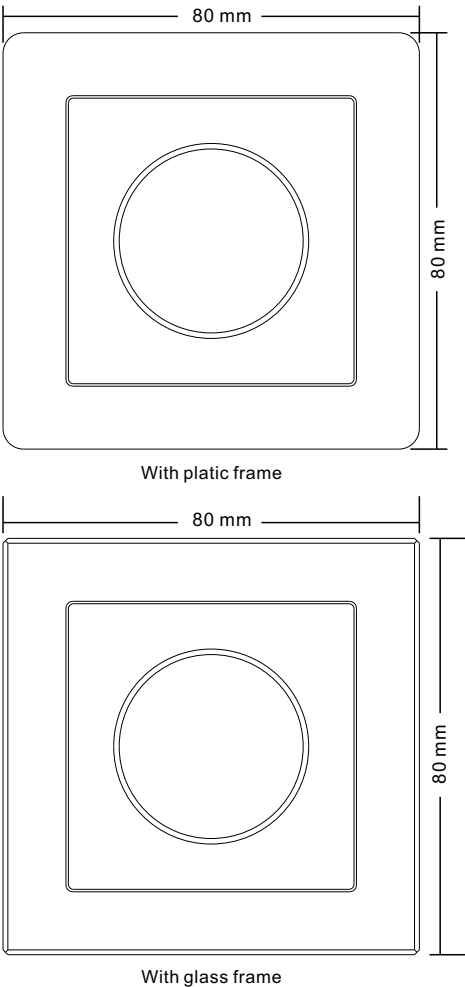
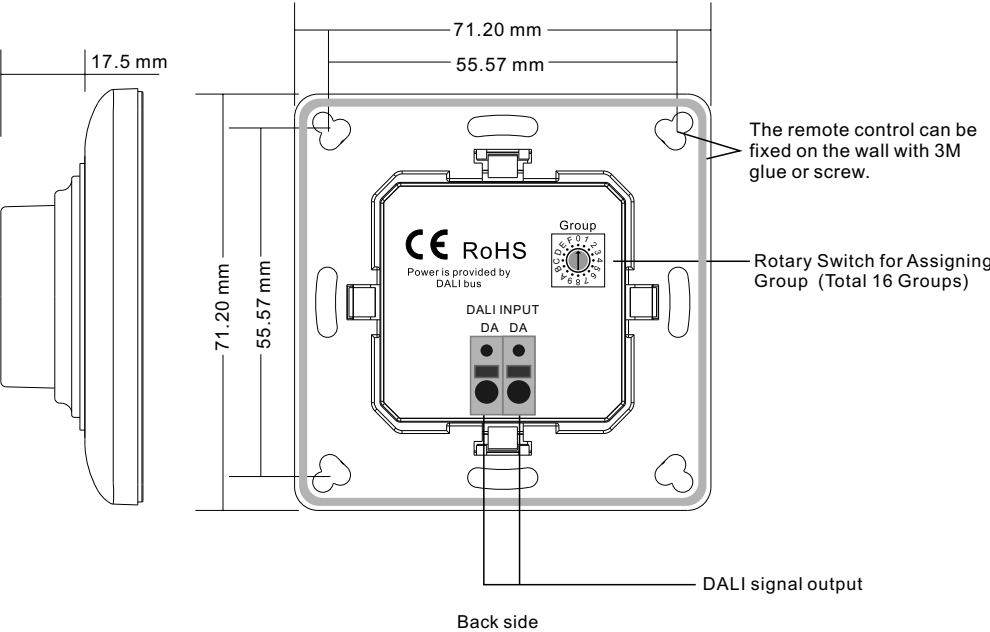
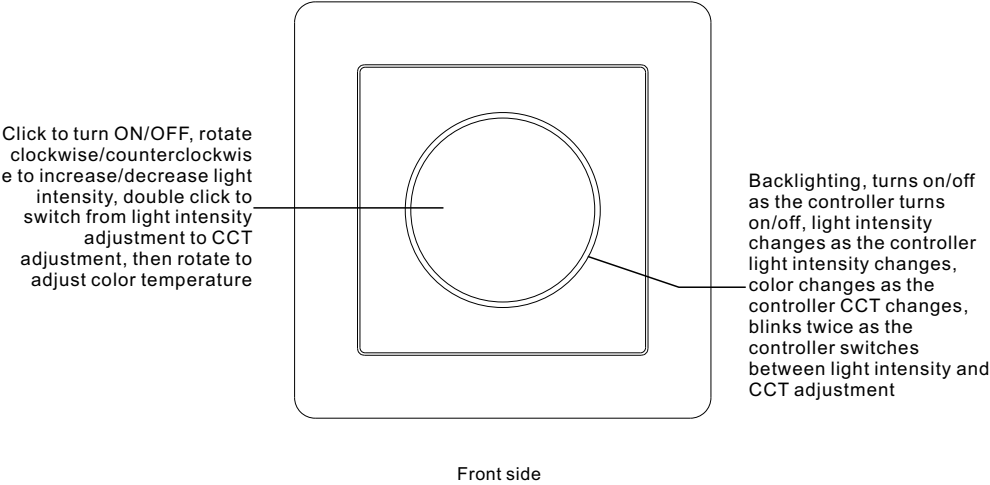
DT8 Group Control Dual Color DALI Rotary Controller

09.2410RG.04012



Important: Read All Instructions Prior to Installation

Function introduction



Product Data

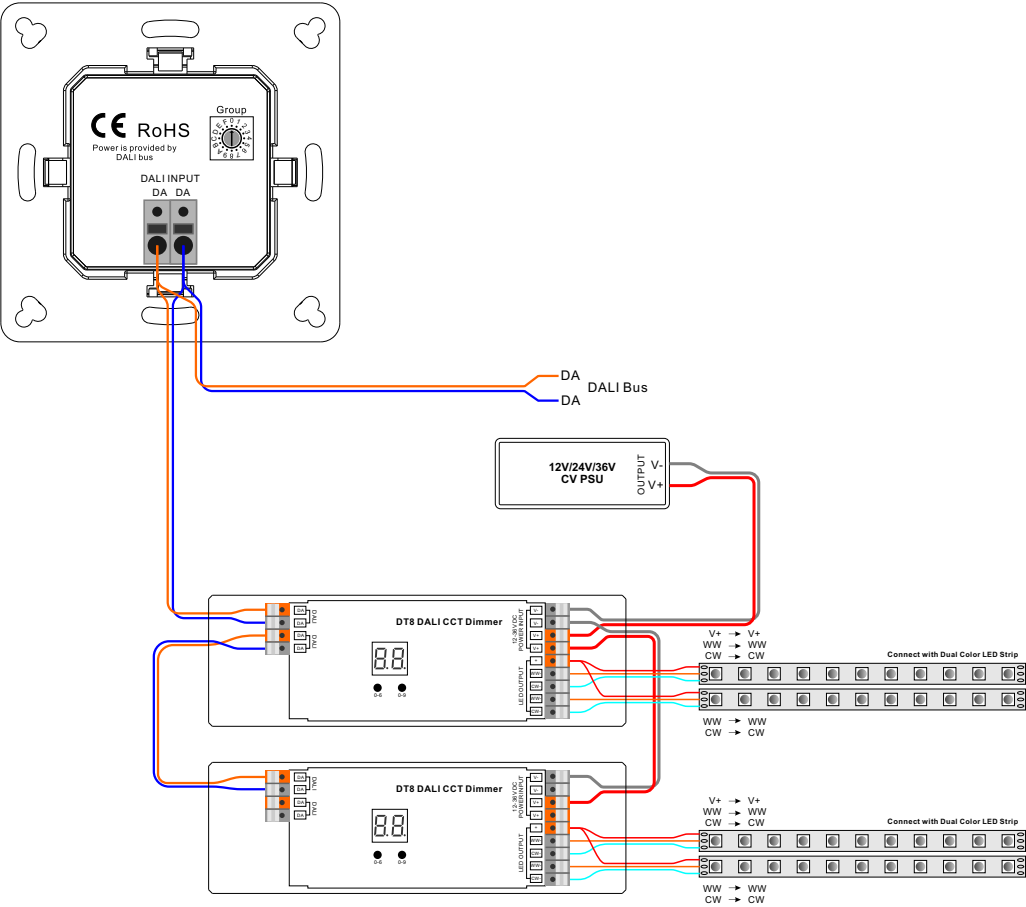
Output	DALI signal
Power Supply	Supply By DALI Bus
Operation Current	4mA
Operating temperature	0-40°C
Relative humidity	8% to 80%
Dimensions	80 x 80 x 20.8 mm

- Comply to DALI standard protocol IEC 62386-102, IEC 62386-207, IEC 62386-209 and in compliance with DALI products from other international incorporation.
- Support DALI DT8 devices, color temperature adjustment according to DALI specifications of Device Type 8, Color Type Tc.
- DALI bus powered, one channel DALI bus can install multiple dimming controllers.
- No external power supply which is provided by DALI bus. Consumption current is 4mA.
- Enable to select and control 1 DALI group.
- Enable to control all devices on the DALI circuit through broadcast.
- Plastic or glass front plate optional.
- Backlighting design to indicate the dimming status.

Safety & Warnings

- DO NOT install with power applied to device.
- DO NOT expose the device to moisture.

Wiring Diagram



Rotary Switch Position	0	1	2	3	4	5	6	7	8	9	A	B	C	D	E	F
DALI Group for the controller	Broadcast	0	1	2	3	4	5	6	7	8	9	10	11	12	13	14

Operation

1. Do wiring according to connection diagram correctly.

2. Set starting Group number via rotary switch on the back: (0-F selectable)

- This DALI rotary controller enables dimming and color adjusting commands to be sent to One Group of devices on the DALI circuit by one Group of button. A rotary switch on the back is used to select Group you would like to control and set the starting Group number, and total 16 Groups (0-F) can be selected.
- When the rotary switch arrow position is at 0, the controller controls all 16 Groups of devices through broadcast.
- When the rotary switch arrow position is at X except 0 (1-15), the controller controls Group X-1 of devices.

For example: Rotary switch arrow at 1, it controls Group 0 of devices. Rotary switch arrow at F, it controls Group 14 of devices.

Please refer to the detailed Group setting table as follows: