


Honeycomb Flexi LED Light Sheet Pack 3pcs 32W 24V Orange




Product Code:	102.113
Product Type:	Flexible LED Light Sheet
Guarantee Period:	3 Years

Features & Benefits:

- Can be cut to size as required
- Very flexible
- 120° beam angle
- 392 x 2835 LED's at 32W / sheet
- Bright Orange light
- Light sheet size 480mm x 240mm
- Linkable up to 3 x Sheets together

 **400g /sheet appx**  **2oz PCB Weight**

Dimensions (Unit: mm)



Colour:	Orange
Colour Wavelength:	600-610nm
Power:	32W
Current:	1.249A
Input Voltage:	24V DC
Cut Intervals:	17.1*17.1mm
LED Quantity:	392 LEDs
LED Type:	SMD2835
Cross Section:	480x240mm
Beam Angle:	120°
CRI Rating:	N/A
Lumens per LED:	4.5-5 lm/LED
Lumens per Metre:	1780 lm/m
Light Intensity per LED	1400-1500 mcd
Power Consumption per Metre:	32W/pcs
IP Rating:	IP20
Average LED Lifetime:	30,000 Hours
Sheet Size:	480 x 240 (mm)
Base Type (Both Sides):	Terminal Type
CE & RoHS	Yes
Continuous Run:	3x Light Sheets
Peelable Back:	300LSE 3M™

Notes:

- The Single Colour 32W Flexible LED Light Sheets can be cut around each LED for a custom shape. The cutting points are situated along the black lines that run over the copper tabs along the LED Sheet. We recommend using sharp scissors to carefully cut the sheet.
- This Flexible LED Light Sheet has a maximum bending diameter of 100mm. We don't recommend bending the product tighter than this, as it may cause damage to the LEDs.

We reserve the right to change specifications without notice. E&OE. If you require Technical support or for general enquiries, please do not hesitate to contact one of our LED Technical experts on the contact information provided.

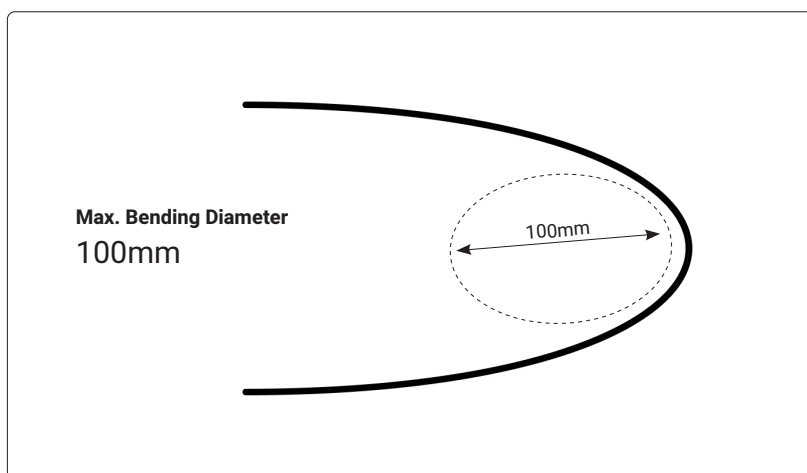
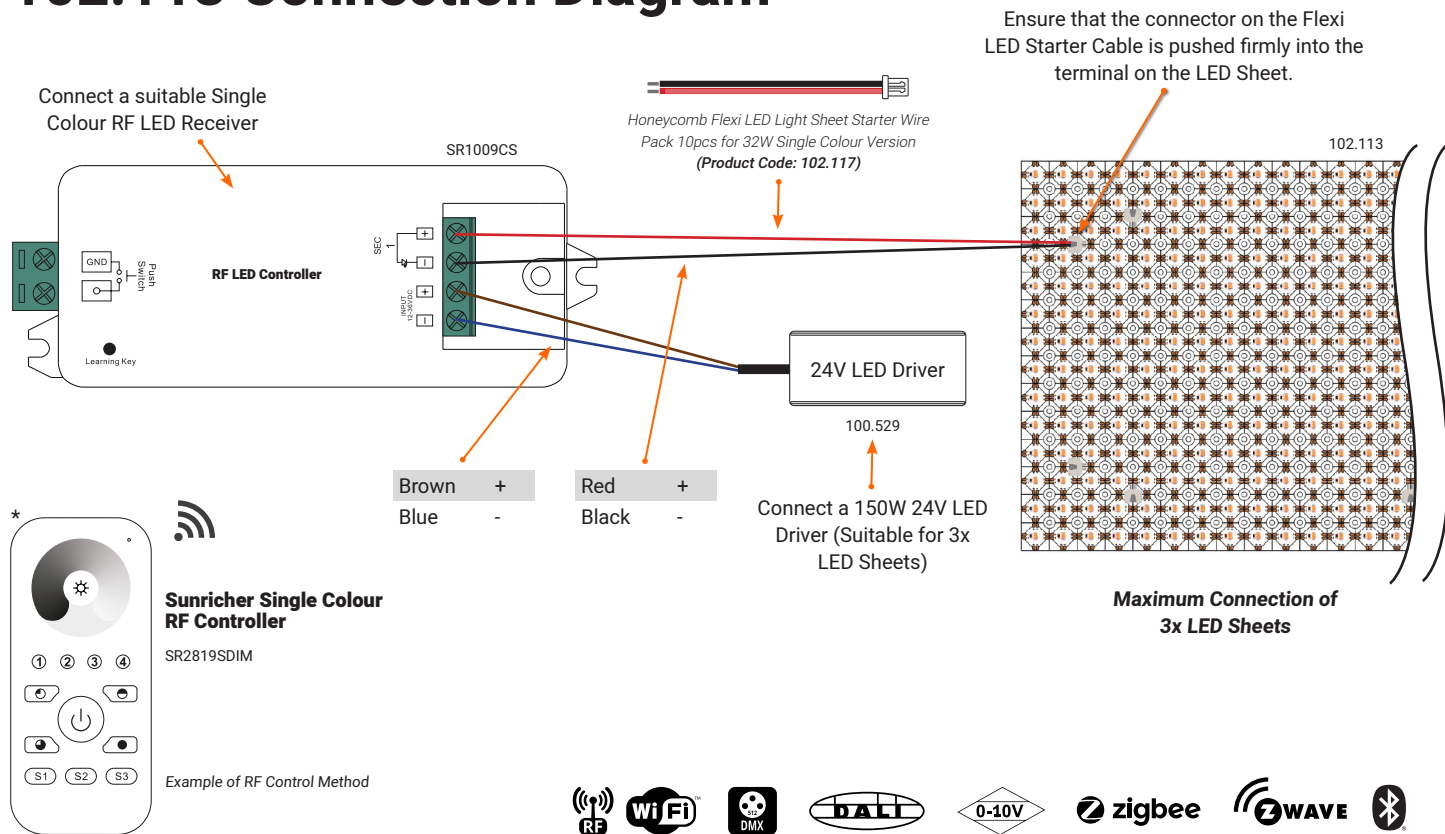


Opening times
Mon-Thur: 8:30am - 5:00pm
Fri: 8:30am - 4:30pm

Telephone: 01260 540014
www.ledtechnologies.co.uk

Honeycomb Flexi LED Light Sheet Pack 3pcs 32W 24V Orange

102.113 Connection Diagram



Notes:

- This Flexible LED Light Sheet product is powered by 32W, so we recommend using our **150W 24V LED Driver (100.529)** to safely power **3x Sheets**.
- Ensure that the Starter Cable (102.117) wires are connected to the correct terminals on the suitable LED Receiver chosen. Please see the diagram above for the correct terminals.
- *Our range of Flexible Light Sheets is not limited to RF Control Methods. Many other control options are available for our Flexi range, including DMX, DALI ZIGBEE & more.

+10% Tolerance on all Specifications. Colours can be variable.

We reserve the right to change specifications without notice. E&OE. If you require Technical support or for general enquiries, please do not hesitate to contact one of our LED Technical experts on the contact information provided.




Opening times
Mon-Thur: 8:30am - 5:00pm
Fri: 8:30am - 4:30pm

Telephone: 01260 540014
www.ledtechnologies.co.uk

Honeycomb Flexi LED Light Sheet Pack 3pcs 32W 24V Orange

102.113 Cutting Suggestions



General Cutting Suggestions:

1. Our range of 32W Single Colour Flexible LED Light Sheets can be cut along the black lines printed on to the Light Sheet PCB.
2. This LED Sheet can also be cut diagonally across the copper tabs. This allows you to create custom shapes to fit your designs.
3. Be sure to use a sharp pair of scissors to make a clean cut through the sheet to avoid damaging the LEDs and PCB. **We recommend cutting from the edges when using scissors.**

Cutting from the Centre Suggestions:

1. To make a clean cut from the centre of the Flexible LED Light Sheets, we recommend using a sharp Stanley Knife, with a ruler as a guide to keep the cut as straight as possible to avoid damaging the PCB
2. **Be careful not to press too hard on the LED Sheet when using the ruler as a straight guide**
3. Once a cut has been made using the Stanley Knife, you can continue using a sharp pair of scissors along the black lines to finish cutting out the shape you require for your installation.

Recommended Tools



Sharp Scissors



Sharp Stanley Knife



Strong Ruler