

LED Technologies

Creative LED & Effect Technology for the Trade Professional

Since 2008

Crystal Column





Cordless RGBW LED Table lamp

Product Code: 101.922



Product Specification Guide

www.ledtechnologies.co.uk



Crystal Column

Cordless RGBW LED Table lamp



1W

5V

IP44

2yr

LED Technologies
Creative LED & Effect Technology for the Trade Professional

Technical Specifications:

Product Code:	101.922	Base Material:	Plastic & Chrome Effect Finish
Colour:	RGB + White	Shade Material:	Crystal Crown Glass
Wattage:	1W	Weight:	744g
Input Voltage:	5v DC	Dimensions:	ø80mm x 148mm
IP Rating:	IP44 Splashproof	Guarantee Period:	2 Years

Light Specifications:

Light Source:	LED (SMD)	Light Options:	16 Colour Options
Light Power:	1W	Dimming Options:	4 Dimming Settings (1W > 0.75W > 0.5W > 0.25W)
Kelvin:	2500 - 3500K	Control Options:	Manual button on base of lamp & remote control
Max Lumens:	90 LM	Please Note: The remote controller & charger options are not included with your purchase of the lamp. Both are required to operate the lamp.	
LED Life:	50,000 hours		

Battery Specifications:

Battery Capacity:	1000 mAh / 3.7V	Battery Life:	Around 500 charges
Light Time Range:	Highest setting - 1W = 12 Hours		
	Second setting - 0.75W = 14 Hours		
	Third setting - 0.5W = 18 Hours		
	Lowest setting - 0.25W = 24 Hours		

Charging Specifications:

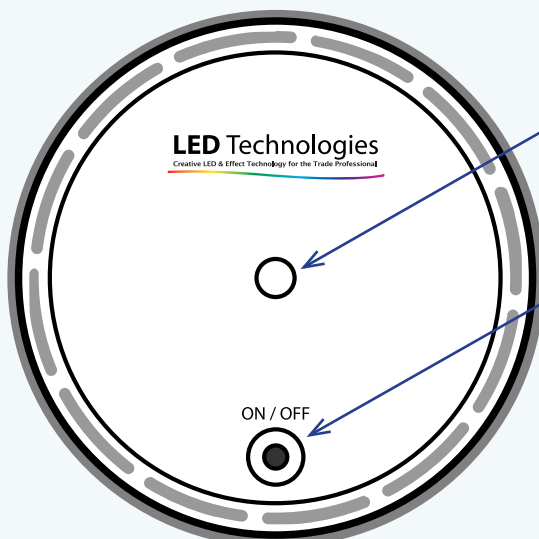
Charging:	Wireless / Induction	Charging Time:	Up to 6 hours (With 5V)
Power Source:	100-240V Switching power supply		

Warranty:

We give you complete peace of mind with our two (2) year warranty. If your item is faulty, please contact our technical sales team within the warranty period and they will provide support on determining the fault and fixing it over the phone.

Product Details:

Base of Lamp



Charging Port:

Slot the base of the lamp on to a charging dock. Ensure the charging hole is securely fitted.

Manual Control Button:

The manual button is limited to 5 settings to manually change the colour and to turn the lamp on and off.

1st press: Turns the lamp on (Default white colour)

2nd press: Changes the colour of the lamp to blue

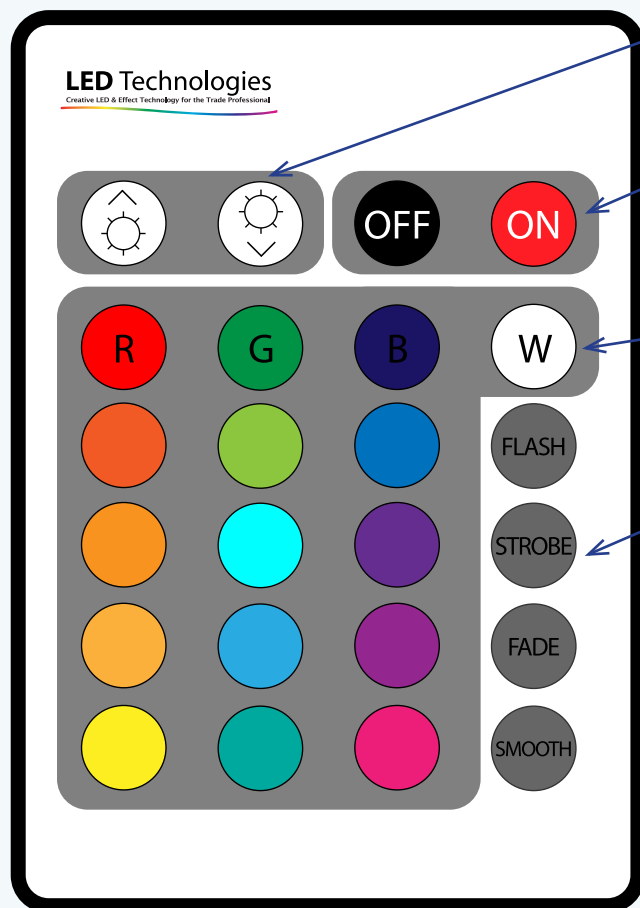
3rd press: Changes the colour of the lamp to purple

4th press: Starts fading through the colours

5th press: Turns the lamp off



LED Lamp Remote (Sold Separately)



Brightness Control:

The brightness control buttons will cycle through four levels of brightness.

On/Off (Power) buttons:

The power buttons will instantly turn the lamp on and off. If there are multiple lamps in an area, the buttons will turn all the lamps on or off together.

Colour selection:

Choose between sixteen colour options by simply pressing the corresponding colour button. A white colour option is also available.

Colour effects:

The lamps feature pre-set colour effects, controlled by the four effect buttons.

Flash: The lamp will quickly cycle through the colours*

Strobe: Similar to Flash but the lamp will remain on each colour for a longer duration.*

Fade: The lamp will slowly fade through the selection of colours.*

Smooth: The lamp will fade through the selection of colours in quick succession.*

Product Code:

101.933

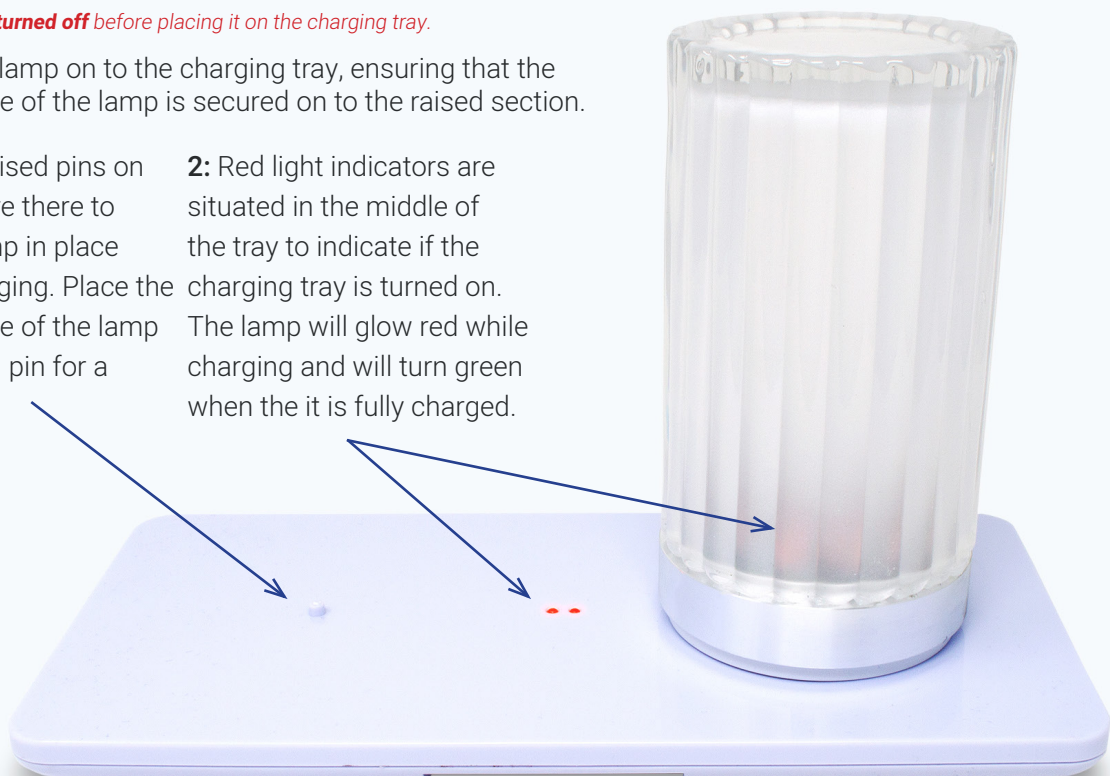
When controlling multiple LED Lamp units, the LED controller will apply the above functions to all lamps within the area, however the lamps will not keep *synchronisation if you set any auto colour changing.

Charging Guide

*The lamp must be **turned off** before placing it on the charging tray.*

Place the LED lamp on to the charging tray, ensuring that the hole in the base of the lamp is secured on to the raised section.

- 1:** There are raised pins on the tray that are there to secure the lamp in place while it is charging. Place the hole in the base of the lamp over the raised pin for a secure charge.
- 2:** Red light indicators are situated in the middle of the tray to indicate if the charging tray is turned on. The lamp will glow red while charging and will turn green when it is fully charged.



Charging Tray for 2 Cordless Table Lamps

All charging units are to be used **indoors only**.

Product Code:	101.937
Dimensions:	Length: 260mm
	Width: 130mm
Input:	5v Power Adapter



Charging Tray for 4 Cordless Table Lamps

Product Code:	101.936
Dimensions:	Length: 210mm
	Width: 225mm
Input:	5v Power Adapter




Charging Tray for 8 Cordless Table Lamps

Product Code:	101.935
Dimensions:	Length: 520mm
	Width: 260mm
Input:	5v Power Adapter



Charging Trolley for 24 Cordless Table Lamps

Product Code:	101.934
Dimensions:	Length: 700mm
	Width: 445mm
	Height: 770mm
Input:	5v Meanwell Driver



Please Note: The charging trays & trolley options are not included with your purchase of the lamp. Each charging unit is sold separately. A charging method is required to operate the lamp.

For professional use only.