



0/1~10V Dimming Driver

Model No.: LS4

Features

Adjust the brightness(0~100%) through 0~10V, 1~10V, 10V PWM and Push Dimming Signal. Also controlled by smartphone, and with 4G controlling (2.4GHz gateway is needed). Adopt worldwide used 2.4GHz wireless technology, with low power consumption, long transmitting distance, and strong anti-interference, etc features; also with one-to-many control, and signal auto-transmitting function. The controller is with the over-and-under type terminal connection method to be easy to compatible with many kinds of lightings, and widely used on the control for hotel lighting, and home lighting, etc.

Parameters

Model No.: LS4

Working Temperature: -20~60°C

Input Voltage: DC12V~24V

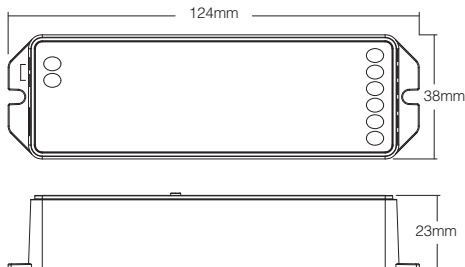
Remote Control Distance: 30m

Output Current: 12A

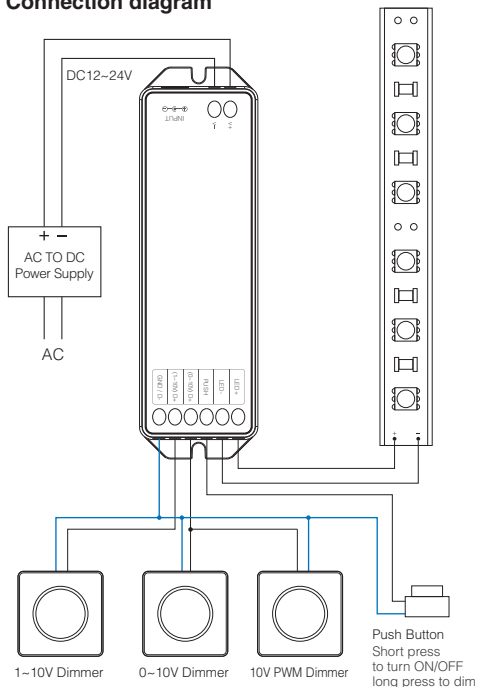
Products Weight: 53g

Dimming Range: 0~100%

Input Signal: 0/1~10V / 10V PWM / Push Dimming

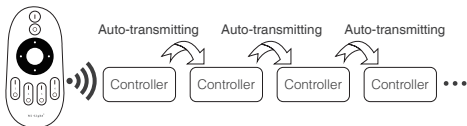


Connection diagram



Auto-transmitting Diagram

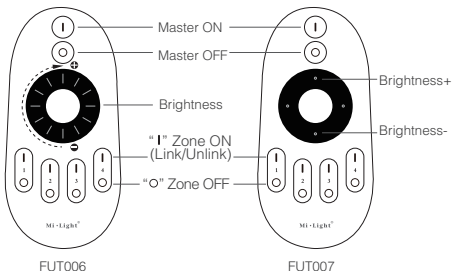
One controller can transmit the signals from the remote control to another controller within 30m, as long as there is a controller within 30m, the remote control distance can be limitless.



FUT006/007 Link/Unlink (Remote to be purchased)

Link: Switch off the power, then switch on again after 5 seconds, press " I " 1 time within 3 seconds; the light will blink 3 times slowly when it is done.

Unlink: Switch off the power, then switch on again after 5 seconds, press corresponding " I " or master ON button 5 times within 3 seconds; the light will blink 10 times quickly when it is done.

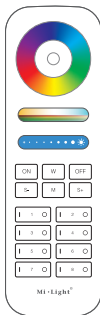


Also compatible with below remote controller

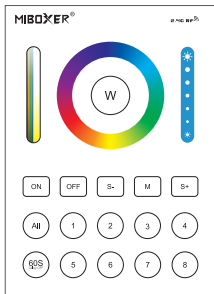
Note: Remote controller to be purchased separately;instruction see details for other remote control.



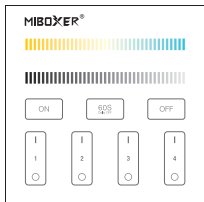
FUT092



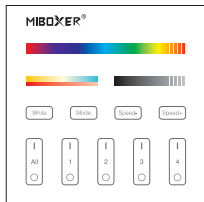
FUT089



B8



B2



B4

Attention

1. Please check whether the input voltage of the constant voltage power supply is in accordance with the controller, and please check the connection of both the cathode and anode, otherwise the controller will be broken.
2. Please don't connect wires with power on. Please turn on again only when it is in right connection and no short circuit.
3. Please do not use the controller in the place with widely range metal area or strong electromagnetic wave nearby, otherwise, the remote distance will be seriously affected .



Made in China