

RGB LED Controller

Model No.: FUT037S

Features

Controller adopt the widely used 2.4GHz wireless technology with the features of low power consumption, long signal transmitting and strong anti-interference, etc. Controller has auto-transmitting and auto-synchronizing function. Widely used on the controlling of hotel lighting and home lighting.

RGB LED Controller

Model No.: FUT037S

Working Voltage: DC12V~24V

Output: 6A/Channel

Total Output: Max 12A

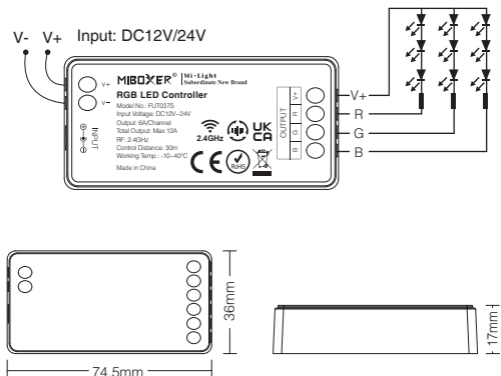
Output Connection: Common anode

RF: 2.4GHz

Max Controlling Distance: 30m

Working Temperature: -10~40°C

-  16 Millions of colors to choose
-  Mix Red, Green and Blue light to adjust color temperature
-  Dim brightness / saturation
-  2.4G RF wireless transmission technology
-  Remote control
Control distance 30m
-  Smartphone APP control
(2.4GHz gateway is needed)
-  Support third party voice control
(2.4GHz gateway is needed)



Dynamic mode table 1 (default)

Number	Dynamic Mode	Brightness / Saturation / Speed
1	Mardi Gras	Adjustable
2	Automatic color change	
3	Sam	
4	Gemstone	
5	Twilight	
6	American	
7	Fat Tuesday	
8	Party	
9	Slow Color Splash	

Dynamic mode table 2 (need to switch manually)

Number	Dynamic Mode	Brightness / Saturation / Speed
1	Colors gradual change	Adjustable
2	White light Gradual change	
3	RGB gradual change	
4	Seven colors jump to change	
5	Jump to change randomly	
6	Red light gradual change +Flash 3 times	
7	Green light gradual change +Flash 3 times	
8	Blue light gradual change +Flash 3 times	
9	White light gradual change +Flash 3 times	

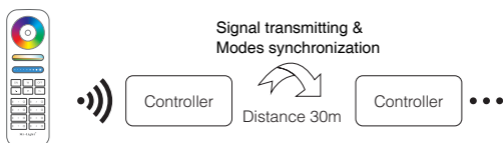
Signal transmitting

One strip controller can transmit the signals from the remote control to another controller within 30m, as long as there is a strip controller within 30m, the remote control distance can be limitless.

Modes synchronization

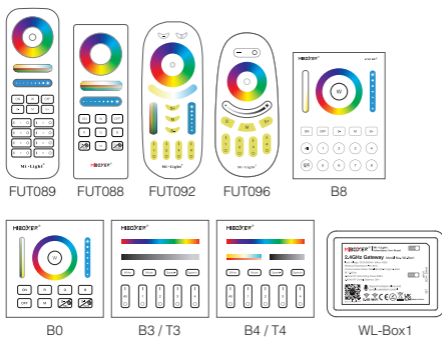
Different controllers can work synchronously when they are started at different times, controlled by the same remote, under same dynamic mode and within 30m distance.


 The same dynamic mode, the same speed can be synchronized.



Link/Unlink

Compatible with these remote controls (Purchase separately)



 Light will work after linking with remote control; for more details, pls read the remote instruction.

PWM high frequency / low frequency switching

Switch to high frequency (8KHz): on the condition of turning on the light

1. Short press the “OFF” button of the remote control once;
2. Short press the “ON” button 5 times within 3 seconds, the white light blink 2 times quickly, indicating successfully.

Switch to low frequency (500Hz): on the condition of turning off the light

1. Short press the “ON” button of the remote control once;
2. Short press the “OFF” button 5 times within 3 seconds, the white light blink 2 times slowly, indicating successfully.

Dynamic mode table selection

Select dynamic mode table 1: The controller is powered off for 10 seconds and then powered on. Within 3 seconds, press the " S+ " button 5 times, the blue light blink 3 times slowly, indicating successfully.

Select dynamic mode table 2: The controller is powered off for 10 seconds and then powered on. Within 3 seconds, press the " S- " key 5 times, and the yellow light blink 3 times slowly, indicating successfully.

Attention

1. Please check whether the voltage of the power supply is in accordance with the controller, and please check the connection of both the cathode and anode, otherwise the controller will be broken.
2. Please don't connect wires with power on. Please turn on again only when it is in right connection and no short circuit.
3. Please do not use the controller in the place with widely range metal area or strong electromagnetic wave nearby, otherwise, the remote distance will be seriously affected .



Controller can not use in humid area

Made in China