

Single Color LED Controller

Model No.: FUT036S

Features

Controller adopt the widely used 2.4GHz wireless technology with the features of low power consumption, long signal transmitting and strong anti-interference, etc. Controller has auto-transmitting and auto-synchronizing function. Widely used on the controlling of hotel lighting and home lighting.

Single Color LED Controller

Model No.: FUT036S

Working Voltage: DC12V~24V

RF: 2.4GHz

Output: Max 12A

Max Controlling Distance: 30m

Output Connection: Common anode

Working Temperature: -10~40°C



Dim brightness



Smartphone APP control
(2.4GHz gateway is needed)



2.4G RF wireless
transmission technology

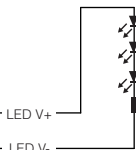


Support third party voice control
(2.4GHz gateway is needed)



Remote control
Control distance 30m

V- V+ Input: DC12V/24V



Signal transmitting

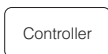
One strip controller can transmit the signals from the remote control to another controller within 30m, as long as there is a strip controller within 30m, the remote control distance can be limitless.



Signal transmitting



Distance 30m



Link/Unlink

Compatible with these remote controls (Purchase separately)



FUT006



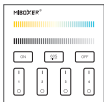
FUT007



FUT087



B1 / T1



B2 / T2



WL-Box1



Light will work after linking with remote control;
for more details, pls read the remote instruction.

PWM high frequency / low frequency switching

Switch to high frequency (8KHz): on the condition of turning on the light

1. Short press the “OFF” button of the remote control once;
2. Short press the “ON” button 5 times within 3 seconds, the white light blink 2 times quickly, indicating successfully.

Switch to low frequency (500Hz): on the condition of turning off the light

1. Short press the “ON” button of the remote control once;
2. Short press the “OFF” button 5 times within 3 seconds, the white light blink 2 times slowly, indicating successfully.

Attention

1. Please check whether the voltage of the power supply is in accordance with the controller, and please check the connection of both the cathode and anode, otherwise the controller will be broken.
2. Please don't connect wires with power on. Please turn on again only when it is in right connection and no short circuit.
3. Please do not use the controller in the place with widely range metal area or strong electromagnetic wave nearby, otherwise, the remote distance will be seriously affected .



Controller can not
use in humid area

Made in China