

## 1-Channel Host Controller

Model No.: SYS-T1

### 1. Features

This controller adopt the widely used 2.4GHz wireless technology with the features of low power consumption, long signal transmitting and strong anti-interference, etc. 2.4GHz RF remote controller, DMX512 controller ( Need DMX 512 LED transmitter. Model No. FUTD01 ). Also with smartphone APP control (2.4GHz gateway is needed). The controller has auto-transmitting and auto-synchronizing function. Only compatible with SYS series products, including wall washer light, underwater light and Garden Light, etc.

### 2. Parameters

Model No.: SYS-T1

Input Voltage: DC24V

Working Temperature: -20~60°C

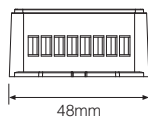
Product Weight: 57g

Output Voltage: DC24V

Output Current: Max 15A

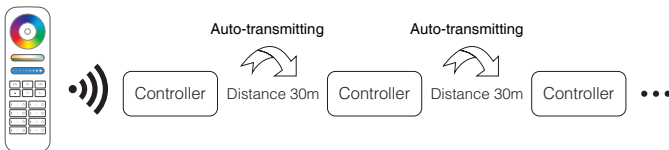
Output Power: Max 360W

Controlling Distance: 30m



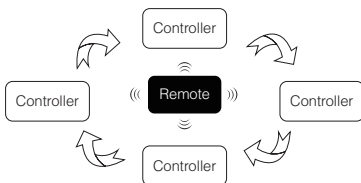
### 3. Auto-transmitting function

One strip controller can transmit the signals from the remote control to another controller within 30m, as long as there is a strip controller within 30m, the remote control distance can be limitless.

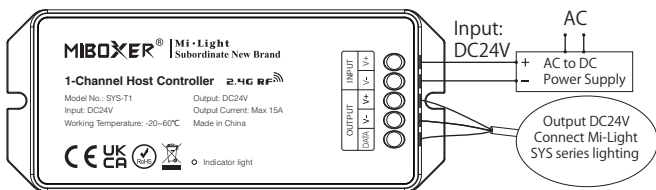


### 4. Auto-synchronization

Different controllers can work synchronously when they are started at different times, controlled by the same remote, under same dynamic mode and with same speed, and within 30m distance.



## 5. Connection Diagram



DMX512 controller ( Need DMX 512 LED transmitter. Model No. FUTD01 ).


**Note:** When using "SYS-T1 controller", you need to add "SYS-T2 1-channel signal amplifier" for below 3 situations.

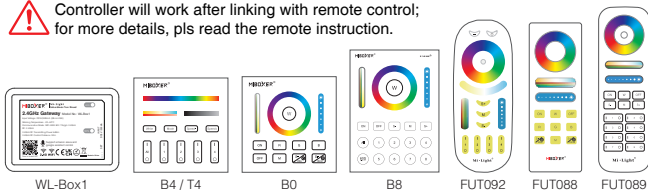
1. Connecting over 50pcs lights.
2. Connected cable length over 300m.
3. Output power over 360W.

1. All connected lights to "SYS-T1 Controller" cannot be over 360W, otherwise, it will damage the controller.
2. The wiring method, please see details for the SYS series instructions.

## 6. Link/Unlink

Compatible with these remote controls (Purchased separately)

 Controller will work after linking with remote control; for more details, pls read the remote instruction.



## 7. Attention

1. Please check whether the input voltage is in accordance with the controller working voltage, and please check the connection of both the cathode and anode.
2. The working Voltage is DC24V, the controller will be broken if the voltage is higher than 24V.
3. Non-professional user cannot dismantle the controller directly, Otherwise the controller may be broken
4. The working temperature is -20~60°C; Do not use the device to direct sunlight, moist and other high temperature area.
5. Please do not use controller around the mental area and high magnetic field, otherwise, it will badly affect the control distance.



Made in China