

Smart LED Control

Model No.: FUT043 / FUT044 / FUT045

Introduction

This controller adopt the widely used 2.4GHz wireless technology with the features of low power consumption, long signal transmitting and strong anti-interference, etc. Also with smart phone control and 4G long distance control(need WiFi box). The controller has auto-transmitting and auto-synchronizing function and with RGB,RGBW and RGB+CCT output mode. Widely used on the controlling of hotel lighting and home lighting.

Technical Data

Model No.: FUT043 / FUT044 / FUT045

Working Voltage: DC12V~24V

Output Max: 6A/Channel

Total Output Max: 15A

Working Temperature: -20~60°C

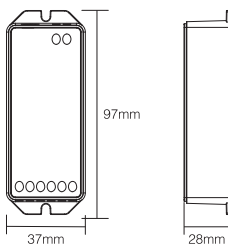
RF: 2.4GHz

Transmitting power: 6dBm

Max Controlling Distance: 30m

Output Connection: Common anode

Size: 37*28*97mm

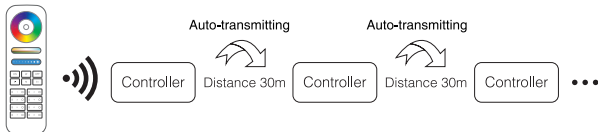


Dynamic Mode Sheet

Number	Dynamic Mode	Brightness &Speed	Saturation
1	Seven color gradual change	Adjustable	Adjustable
2	White light Gradual change		Unadjustable
3	RGB gradual change		Adjustable
4	Seven color jump to change		
5	Jump to change randomly		
6	Red light gradual change+Flash 3times		
7	Green light gradual change+Flash 3times		
8	Blue light gradual change+Flash 3times		
9	White light gradual change+Flash 3times		Unadjustable

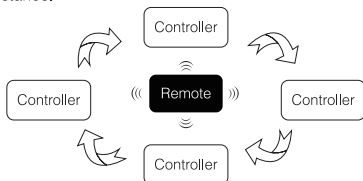
Auto-transmitting function

One strip controller can transmit the signals from the remote control to another controller within 30m, as long as there is a strip controller within 30m, the remote control distance can be limitless.




Auto-synchronization function


Different controllers can work synchronously when they are started at different times, controlled by the same remote, under same dynamic mode and with same speed, and within 30m distance.



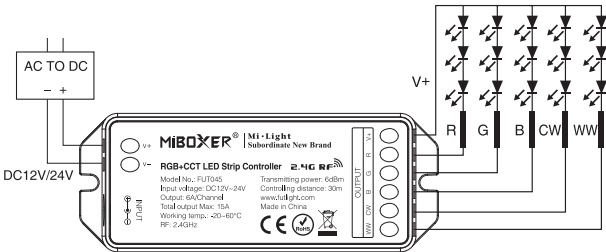
Controller connect to LED strip diagram



Controller connect to RGB LED strip diagram



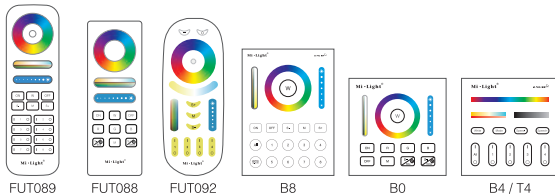
Controller connect to RGBW LED strip diagram



Controller connect to RGB+CCT LED strip diagram

Link/Unlink

Compatible with these remote controls (Purchased separately)



Lighting can be working after linking with remote; for more details, pls read the remote instruction.

Attention

1. Please check whether the input voltage of the constant voltage power supply is in accordance with the controller, and please check the connection of both the cathode and anode, otherwise the controller will be broken.
2. Please don't connect wires with power on. Please turn on again only when it is in right connection and no short circuit.
3. Please do not use the controller in the place with widely range metal area or strong electromagnetic wave nearby, otherwise, the remote distance will be seriously affected .



www.futlight.com
Made in China

