

RGB+CCT LED Strip Controller

Model No.: FUT039

Introduction

Controller adopt the widely used 2.4GHz wireless technology with the features of low power consumption, long signal transmitting and strong anti-interference, etc. Controller has auto-transmitting and auto-synchronizing function. Widely used on the controlling of hotel lighting and home lighting.

Model No.: FUT039

Working Voltage: DC12V~24V

Output Max: 6A/Channel

Total Output Max: 12A

Working Temperature: -20~60°C

RF: 2.4GHz

Transmitting power: 6dBm

Max Controlling Distance: 30m

Output Connection: Common anode



16 Millions of colors to choose



Color temperature 2700~6500K



Dimmable Saturation control



2.4G RF wireless transmission technology



Remote controller controllable Control distance 30m



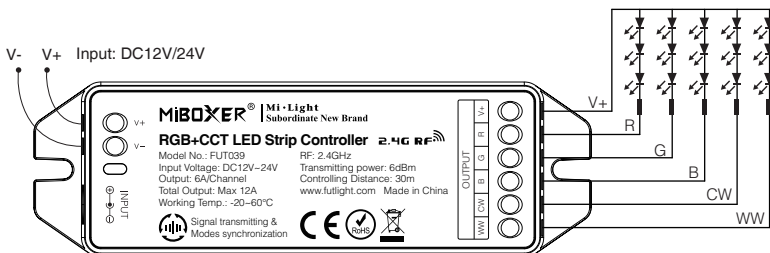
Smartphone APP controllable (2.4GHz gateway is needed)



Support third party voice controllable (2.4GHz gateway is needed)



DMX512 controllable (DMX512 LED transmitter is needed)



Dynamic Mode Sheet

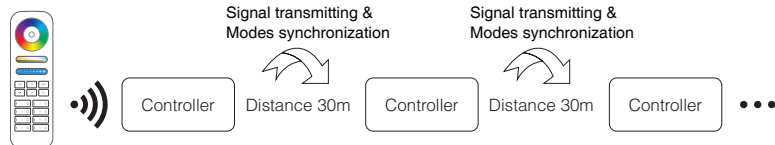
Number	Dynamic Mode	Brightness / Saturation / Speed
1	Mardi Gras	Adjustable
2	Automatic color change	
3	Sam	
4	Gemstone	
5	Twilight	
6	American	
7	Fat Tuesday	
8	Party	
9	Slow Color Splash	

Signal transmitting

One strip controller can transmit the signals from the remote control to another controller within 30m, as long as there is a strip controller within 30m, the remote control distance can be limitless.

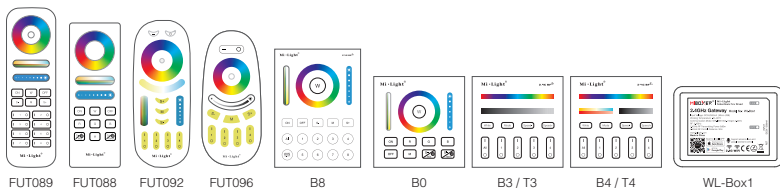
Modes synchronization


Different controllers can work synchronously when they are started at different times, controlled by the same remote, under same dynamic mode and within 30m distance.



Link/Unlink

Compatible with these remote controls (**Purchased separately**)

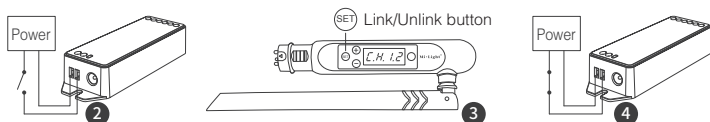


 Lighting can be working after linking with remote; for more details, pls read the remote instruction.

DMX512 LED Transmitter Link/Unlink

Compatible with DMX512 LED Transmitter (**Purchased separately**)

① Choose the zone for the controller by pressing ' + ' or ' - ' (e.g. 'CH12' means zone 12)



Link

Switch off the light,
after 10 seconds
switch on again

When the controller pilot lamp is
on, short press "  " **3 times**
within 3 seconds


The controller pilot lamp blink
slowly 3 times, means the
linking is done successfully

Unlink

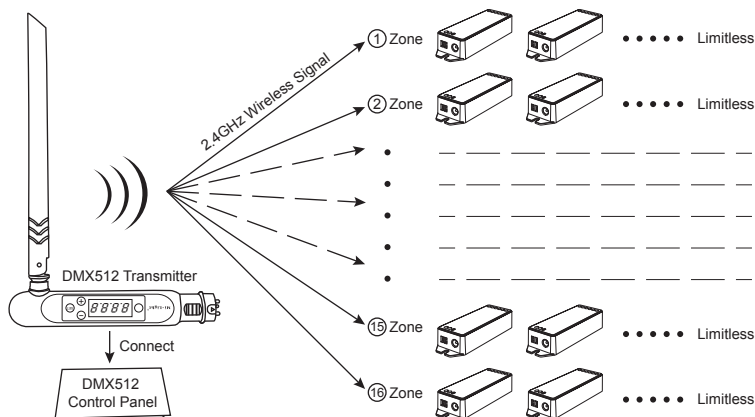
Switch off the light,
after 10 seconds
switch on again

When the controller pilot lamp is
on, short press "  " **5 times**
within 3 seconds

The controller pilot lamp blink
quickly 10 times, means the
unlinking is done successfully

 If the link or unlink failed, please follow the above steps again.

DMX512 LED Transmitter Connection Diagram



Attention

1. Please check whether the input voltage of the constant voltage power supply is in accordance with the controller, and please check the connection of both the cathode and anode, otherwise the controller will be broken.
2. Please don't connect wires with power on. Please turn on again only when it is in right connection and no short circuit.
3. Please do not use the controller in the place with widely range metal area or strong electromagnetic wave nearby, otherwise, the remote distance will be seriously affected .



www.futlight.com
Made in China



Signal transmitting &
Modes synchronization