



Mi • Light Subordinate New Brand

IP Rate: IP66

6W RGB+CCT Smart LED Garden Light

Model No.: FUTC04

Features



RGB+CCT
16 Millions of colors to choose



Color temperature
2700~6500K



Dimmable
Saturation control



2.4G RF wireless transmission
technology



Remote control
Control distance 30m



Smart phone App control
(WiFi Box or 2.4GHz gateway is needed)



Support third party voice control
(2.4GHz gateway is needed)



Waterproof and dustproof
grade IP66



Beam Angle 25°
Illumination distance Greater than 10m

Parameters

Model No.: FUTC04

Input: AC100~240V 50/60Hz

Power: 6W

Working Temp.: -20~60°C

Color Temp.: 2700K~6500K

Luminous Flux: 420LM

Light Efficiency: 70LM/W

Lifespan: 50000 hours

CRI: >75

PF: >0.5

Beam Angle: 25°

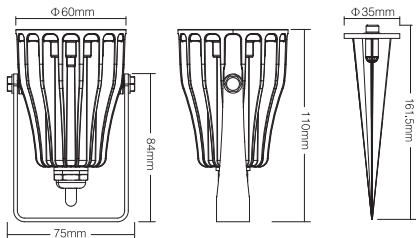
Illumination Distance: >10m

IP Rate: IP66

RF: 2.4GHz

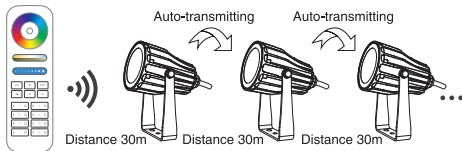
Transmitting Power: 6dBm

Control Distance: 30m



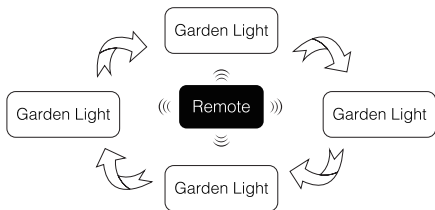
Auto-transmitting Diagram

One garden light can transmit the signals from the remote control to another garden light within 30m, as long as there is a garden light within 30m, the remote control distance can be limitless.

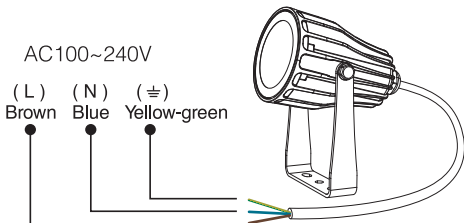


Auto-synchronization function

Different garden light can work synchronously when they are started at different times, controlled by the same remote, under same dynamic mode and with same speed, and within 30m distance.

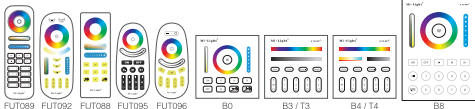


Connection diagram



Link/Unlink

Compatible with these remote controls (Purchased separately)



NOTE:

Lighting can be working after linking with remote;
for more details, pls read the remote instruction.

Dynamic Mode Sheet

Number	Dynamic Mode	Saturation	Brightness & Speed
1	Colors gradual change	Adjustable	Adjustable
2	White light Gradual change	Unadjustable	
3	RGB gradual change	Adjustable	
4	Seven colors jump to change		
5	Jump to change randomly		
6	Red light gradual change +Flash 3 times		
7	Green light gradual change +Flash 3 times		
8	Blue light gradual change +Flash 3 times		
9	White light gradual change +Flash 3 times	Unadjustable	

Attention

1. When install the lighting fixtures, pls switch off the power to make sure the safty.
2. Please check whether the input voltage supply is in accordance with the lighting fixtures, and please check the connection of both the cathode and anode.
3. The working power is high voltage alternating current, so it must be far away from people and must with ground connection.
4. Non-professional user cannot dismantle the lighting fixtures directly, otherwise, it may cause fire and electric shock.
5. The working temperature is -20-60°C; do not use the device to direct sunlight, moist and other high temperature area.
6. Please do not use lighting fixtures around the mental area and high magnetic field, otherwise, it will badly affect the control distance.
7. Users must be correct, strict and solid to install the lighting fixtures; do not use the lighting fixtures on strenuous vibration area.
8. The lighting fixtures will be heating on working, pls do not cover the lighting housing.



www.futlight.com

Made in China

